

AC charging cable - EV-GBM3C-1AC32A-5,0M6,0ESOG00 - 1408167

Please be informed that the data shown in this PDF Document is generated from our Online Catalog. Please find the complete data in the user's documentation. Our General Terms of Use for Downloads are valid (<http://phoenixcontact.com/download>)



CHARX connect, AC charging cable with vehicle charging connector and open cable end, with protective cap, Housing color black-gray, For charging electric vehicles (EV) with alternating current (AC) via GB/T vehicle charging inlets, for installation at charging stations for electromobility (EVSE), GB/T, GB/T 20234.2, 32 A / 250 V (AC), D-Line, "PHOENIX CONTACT" logo, cable: 5 m, orange, straight

Product Description


AC charging cable with Vehicle Connector and open cable end for charging electric vehicles (EV) with alternating current (AC) via GB/T Vehicle Inlets, for installation at charging stations for E-Mobility (EVSE)

Your advantages

- ✓ Consistent design of all Phoenix Contact Vehicle Connectors and Infrastructure Plugs
- ✓ Silver-plated surface of the power and signal contacts
- ✓ Developed and produced in accordance with the IATF 16949 automotive standard and ISO 9001
- ✓ Convenient handling, thanks to the ergonomic handle and additional, rubber grip components



Key Commercial Data

Packing unit	1 pc
GTIN	 4 046356 856065
GTIN	4046356856065
Weight per Piece (excluding packing)	2,080.000 g
Custom tariff number	85444290
Country of origin	China

Technical data

Product definition

Type	AC charging cable
	with vehicle charging connector and open cable end
	with protective cap

AC charging cable - EV-GBM3C-1AC32A-5,0M6,0ESOG00 - 1408167

Technical data

Product definition

	Housing color black-gray
Application	For charging electric vehicles (EV) with alternating current (AC) via GB/T vehicle charging inlets
	for installation at charging stations for electromobility (EVSE)
Affixed logo	"PHOENIX CONTACT" logo
Design	D-Line
Standards/regulations	GB/T 20234.2
Charging standard	GB/T
Charging mode	Mode 3, Case C

Dimensions

Height	112.4 mm (Vehicle charging connector)
Width	60 mm (Vehicle charging connector)
Depth	219.1 mm (Vehicle charging connector)
Conductor length	5 m
Stripping length	45 mm ±10 mm

Ambient conditions

Ambient temperature (operation)	-30 °C ... 50 °C
Ambient temperature (storage/transport)	-40 °C ... 80 °C
Max. altitude	5000 m (above sea level)
Degree of protection	IP55 (plugged in; when plugged in and ready to operate, the degree of protection is only ensued if both plug-in components are original products from Phoenix Contact or suitable standard-compliant products)
	IP54 (Protective cap)

Electrical properties

Charging power (nominal operation)	8 kW
Number of phases	1
Number of power contacts	3 (L, N, PE)
Rated current of power contacts	32 A
Rated voltage for power contacts	250 V
Number of signal contacts	2 (CP, CC)
Rated current for signal contacts	2 A
Rated voltage for signal contacts	30 V AC
Type of signal transmission	Pulse width modulation
Note on the connection method	Crimp connection, cannot be disconnected
Resistor coding	220 Ω (between PE and CC)

Mechanical properties

AC charging cable - EV-GBM3C-1AC32A-5,0M6,0ESOG00 - 1408167

Technical data

Mechanical properties

Insertion/withdrawal cycles	> 10000
Insertion force	< 100 N
Withdrawal force	< 100 N

Design

Design line	D-Line
Housing color	black
Mating face color	gray
Color handle area	gray
Actuating element color	gray
Color protective cap	black
Label	14.1 mm x 44.8 mm (customer logo on request)

Material

Housing material	Plastic
Material handle area	Soft plastic
Actuating lever material	Plastic
Material protective cap	Plastic
Material mating face	Plastic
Material surface of contacts	Ag

Cable

Cable structure	3 x 6 mm ² + 1 x 0.5 mm ² (GB/T 25087-2010, ISO 14572)
Wiring class	Class 6
External cable diameter	13.9 mm ±0.3 mm
Type of conductor	straight
Cable resistance	≤ 0.0033 Ω/m (based on a power core, at an ambient temperature of 20°C)
Outer sheath, material	TPE
External sheath, color	orange
Minimum bending radius	208.5 mm (15 x diameter)

Locking

Locking type	No locking option for U-lock
--------------	------------------------------

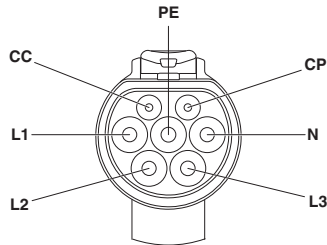
Environmental Product Compliance

REACH SVHC	Lead 7439-92-1
China RoHS	Environmentally Friendly Use Period = 10;
	For details about hazardous substances go to tab "Downloads", Category "Manufacturer's declaration"

AC charging cable - EV-GBM3C-1AC32A-5,0M6,0ESOG00 - 1408167

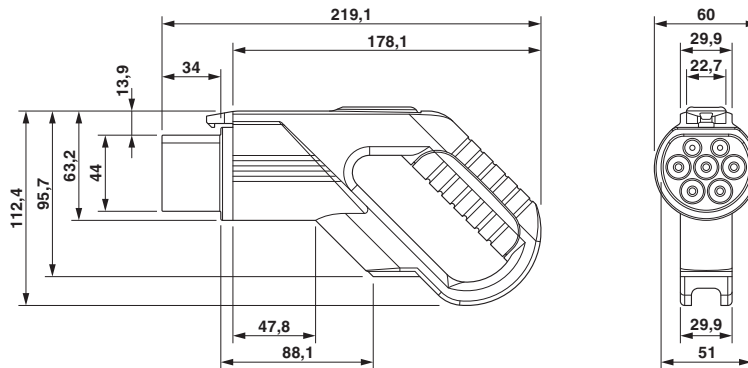
Drawings

Schematic diagram



Pin assignment of the Vehicle Connector

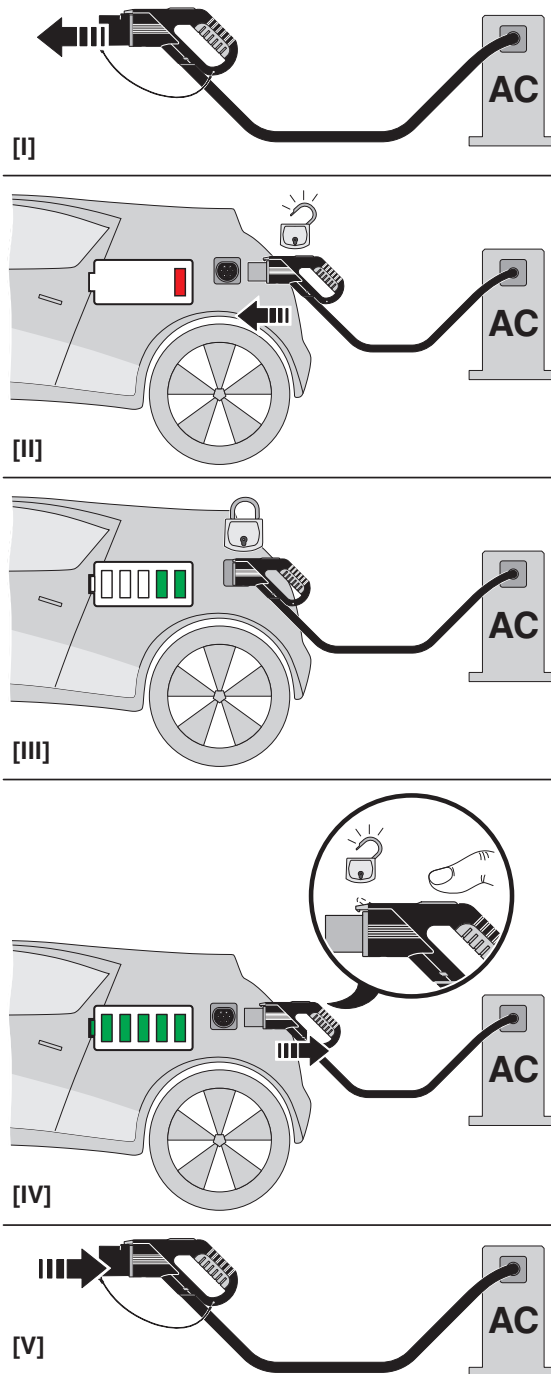
Dimensional drawing



Make sure that the vehicle charging connector is placed in an appropriate charging connector holder, which ensures a minimum protection rating of IP24 in accordance with IEC 61851-1, for the entire time between charging. To create this charging connector holder, use the dimensions of the vehicle charging connector. Detailed dimensions can also be found in the Download area.

AC charging cable - EV-GBM3C-1AC32A-5,0M6,0ESOG00 - 1408167

Schematic diagram



AC charging cable - EV-GBM3C-1AC32A-5,0M6,0ESOG00 - 1408167

Classifications

eCl@ss

eCl@ss 10.0.1	27144705
eCl@ss 11.0	27144705
eCl@ss 4.0	27140800
eCl@ss 4.1	27140800
eCl@ss 5.0	27143400
eCl@ss 5.1	27143400
eCl@ss 6.0	27143400
eCl@ss 7.0	27449001
eCl@ss 9.0	27144705

ETIM

ETIM 3.0	EC001121
ETIM 4.0	EC001121
ETIM 6.0	EC002897
ETIM 7.0	EC002897

UNSPSC

UNSPSC 6.01	30211801
UNSPSC 7.0901	39121432
UNSPSC 11	39121432
UNSPSC 12.01	39121432
UNSPSC 13.2	39121522
UNSPSC 18.0	39121522
UNSPSC 19.0	39121522
UNSPSC 20.0	39121522
UNSPSC 21.0	39121522

Approvals

Approvals

Approvals

CQC

Ex Approvals

AC charging cable - EV-GBM3C-1AC32A-5,0M6,0ESOG00 - 1408167

Approvals

Approval details

CQC	http://www.cqc.com.cn/www/english/certificateinquiry/	CQC14029109201-2
-----	---	------------------

Accessories

Accessories

AC charging controller

AC charging controller - EV-CC-AC1-M3-CC-SER-HS - 1622459



The EV-CC-AC1-M3-CBC-SER-HS charging controller with housing for DIN rail mounting is used for charging electric vehicles at 3-phase AC networks according to IEC 61851-1, Mode 3. Optimized for charging stations with permanently mounted Vehicle Connector. All charging functions and comprehensive configuration settings are already integrated.

AC charging controller - EV-CC-AC1-M3-CC-SER-PCB - 1622460



The EV-CC-AC1-M3-CC-SER-PCB charging controller as a PCB for charging electric vehicles on a 3-phase AC power grid according to IEC 61851-1, Mode 3. Optimized for charging stations with permanently mounted Vehicle Connector. All charging functions and comprehensive configuration settings are already integrated.

AC charging controller - EV-CC-AC1-M3-CC-SER-PCB-XC-25X - 1627742



The EV-CC-AC1-M3-CC-SER-PCB charging controller as a PCB for charging electric vehicles on a 3-phase AC power grid according to IEC 61851-1, Mode 3. Optimized for charging stations with permanently mounted Vehicle Connector. All charging functions and comprehensive configuration settings are already integrated.

AC charging controller - EV-CC-AC1-M3-CC-SER-PCB-MSTB - 1627367



The EV-CC-AC1-M3-CC-SER-PCB-MSTB charging controller as a PCB for charging electric vehicles according to IEC 61851-1, Mode 3, optimized for charging stations with permanently mounted Vehicle Connector. Connection via PCB connector on header.

Charging connector holder

AC charging cable - EV-GBM3C-1AC32A-5,0M6,0ESOG00 - 1408167

Accessories

Charging connector holder - EV-GBAC-PARK - 1624142



CHARX connect, Charging connector holder, for vehicle charging connectors on charging stations (EVSE), GB/T, GB/T 20234.2, Front mounting